



City of San Jacinto

City Manager Update – September 2019

November 5, 2019

Department Overview

	July 2019	August 2019	September 2019	YTD	2018 Totals
Phone Calls	1,316	1306	1,201	8,983	15,897
Counter Visits	807	717	723	5,637	7,197
Total Customer Contacts	2,123	2,023	1,924	14,620	23,094



Planning Division

	September 2019	YTD	2018 Totals
Entitlements Submitted	4	33	51
Projects Approved	1	33	72
Over the Counter (Temporary Use Permit, Special Event Permit, Home Occupation Permit)	2	80	75

Planning Division



Commercial Cannabis Permitting

- DEVELOPMENT AGREEMENT AMMENDMENTS SUBMITTED FOR THE VILLAGES SPECIFIC PLAN & 3 TRACT MAPS LOCATED SOUTH OF RAMONA EXPRESSWAY AT VERNON AVENUE

4 | 12

CHURCH
WIN | DISCIPLE | SEND

Building & Safety Division

	August 2019	September 2019	YTD	2018 Totals
Building Inspections	409	411	2,986	4,356
Permits Issued	85	130	723	930
Permits Applied For	111	159	934	1,255
Private Investment	\$1.331M	\$4.326	\$25.898M	\$64.255M

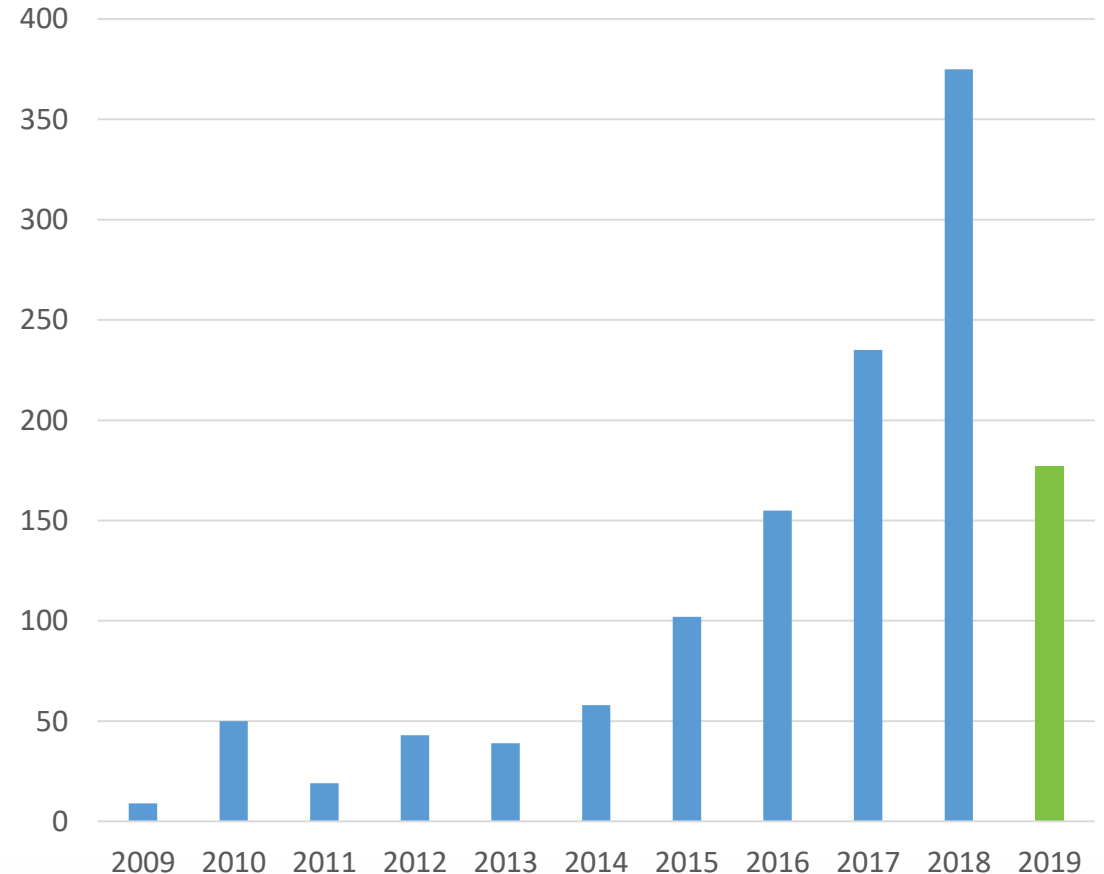
Building & Safety Division

New Single-Family Residences	
2019	177
2018	375
2017	235
2016	155
2015	102
2014	58
2013	39
2012	43
2011	19
2010	50

942

311

New Single-Family Residences



■ 2009 ■ 2010 ■ 2011 ■ 2012 ■ 2013 ■ 2014
 ■ 2015 ■ 2016 ■ 2017 ■ 2018 ■ 2019



*As of October 29, 2019

Response to Illegal Residential Grow Operation



River Springs Pre-Final Inspection



Final Inspection Lennar - Arterra



Pre-concrete Inspection & Framing Inspection

KB Home – The Cove



Code Enforcement Division

	July 2019	August 2019	September 2019	2019 YTD	2018 YTD
Notice of Violations Issued	778	623	724	5,470	7,081
Citations Issued	98	103	82	856	994
Proactive Activities	866	823	846	6,539	8,613
New Inspections	149	145	122	1,224	1,618
Re-check Inspections	688	734	593	5,507	7,078
Cases Closed	455	471	378	3,594	4,452
Total Activity	3,034	2,899	2,745	23,190	29,836



Weed Abatement



Boat Storage & Trash



Discarded Furniture



Trailer Storage



Water Billing Overview

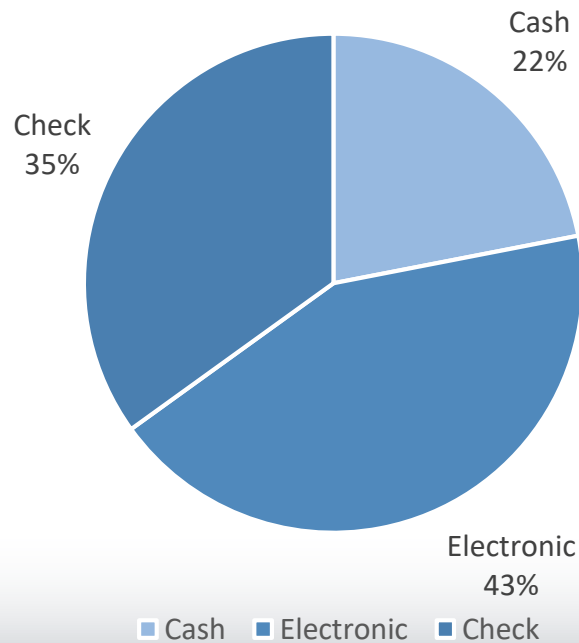
Invoices Mailed	4,136
Payments Received	\$575,228.26
Work Orders Processed	249
New Services	54
Closed Accounts	50



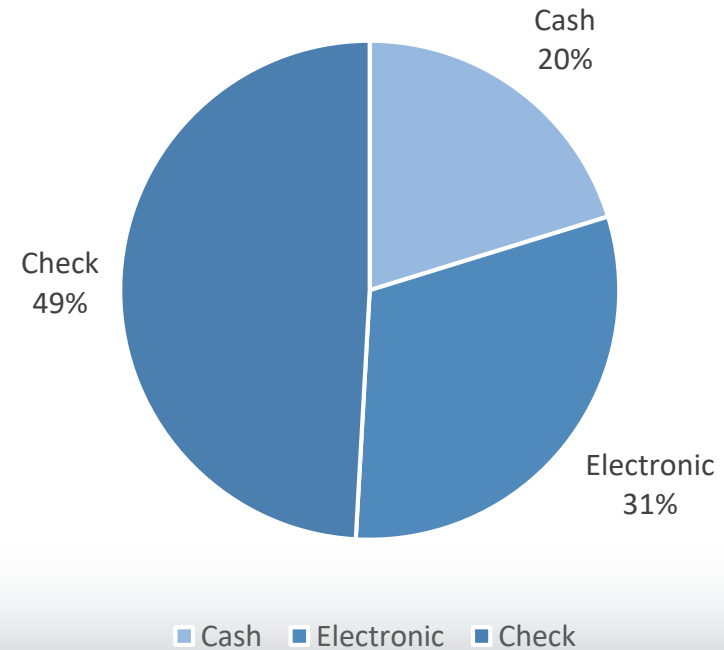
Water Billing Overview

Staff continues to encourage online payments. Statistics show a steady increase in the number of customers paying by electronic methods

Water Customer Count



Water Payment Totals



DON'T WAIT IN LINE... PAY ONLINE!

Pay Online or by phone! Payments are posted daily at 5 pm.
Payments made after 5pm will post to you water account
the following business day.

www.sanjacintoca.gov
(877) 260-7818

You can pay your San Jacinto Water Department bill quickly and easily using a debit card, credit card, or e-check. It's fast, convenient, and secure!

Puede pagar su cuenta de agua de la Ciudad de San Jacinto fácilmente con tarjeta de débito, crédito, o cheque electrónico – SIN TARIFAS. Es rápido, conveniente, y seguro!

**DID YOU
KNOW?**

To protect your privacy, please do not make phone payments while in our lobby.



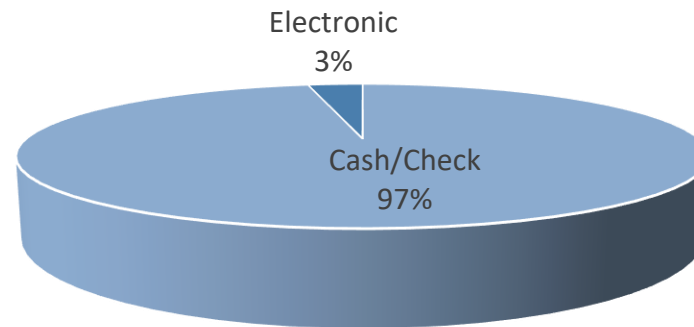
Para su protección, favor de no hacer pagos telefónicos mientras este en nuestra oficina.

Business License Activity

Total Active Business Licenses	2,500
New In-Town Licenses	14
New Out-of-Town Licenses	13

2020 Business License Renewals will be mailed in November!

Payment Method Statistics



■ Cash/Check ■ Electronic



City Clerk's Office

Public Records Requests 2019 – YTD Through October 31, 2019

	JANUARY	FEBRUARY	MARCH	APRIL	MAY	JUNE	JULY	AUGUST	SEPTEMBER	OCTOBER	DEPARTMENT TOTALS
CODES	3	1	0	0	0	2	5	1	0	0	12
BUILDING	5	3	3	4	6	9	4	10	9	8	61
PLANNING	1	3	5	3	2	2	1	1	2	0	20
FINANCE	5	3	6	2	3	4	1	2	3	1	30
HR	0	1	1	0	1	0	0	0	1	0	4
IT	0	0	0	0	1	0	1	0	0	0	2
CITY COUNCIL	0	0	0	0	0	1	0	1	0	0	2
PUBLIC WORKS	0	0	0	0	0	0	0	0	1	0	1
MONTHLY TOTALS	14	11	15	9	13	18	12	15	16	9	132






Department of Water, Power, & Public Works

Enterprise Fleet Agreement Update



- 7 Vehicles have Arrived
- Enhanced safety includes message boards on several trucks
- 4X4 on select vehicles to access difficult locations

DWPPW – Fire Station 78 Roof Repair



- Roof repair included new underlayment, proper alignment of air vents and drainage points, and replacement of broken roof tiles.

DWPPW – Streets Division

Approx. 2,500 Streetlights Citywide Installed w/ Energy Efficient LEDs



DWPPW – Streets Division



Traffic Sign replacements – Multiple Locations



DWPPW – Storm Water Division

Previous storm events left up to 3' of silt in the Warren Road Channel.

Staff regraded 1,287 LF of this drainage channel & opened a plugged 36" culvert under Warren Road.



DWPPW – Storm Water Division

October Jetting & Debris Report

Linear Feet
Hydro-jetted

910 LF

Gallons of
Water used

16,690

Debris
Removed from
Storm pipelines

162 cubic yards



DWPPW – Parks/Graffiti Removal



2019	Locations
October	96
September	58
August	63
July	56
June	43
May	51
April	46
March	83
February	58
January	71
Total	625

DWPPW – Parks Division

Resurfaced Bball Courts: Ward, Potter Ranch, Pomegranate, Julian and Millett Parks (LLPD2)



Playground mulch installed at Daniel Najera Park (LLPD2 Z41)




Staff is supervising trimming of 3,100 trees!

DWPPW – Water Division

Main Line Water Break on 7th Street

A 1-inch copper line off an 8-inch main line on 7th at Jordan Avenue



DWPPW – Water Division


Main Line Water Breaks on 5th Street

Failure of a 4-inch steel water line on 5th at Jordan Avenue.



DWPPW – Water Division

New landscape water line and meter installation at the 5th Street CDBG Library Parking Lot project.



DWPPW – Bath Well Rehab Project

- The old well motor and pump equipment have been removed.
- Video inspection took place today



DWPPW – Water/Waste Water Divisions

Waste Water OCTOBER 2019	
Sewer Lines Cleaned	6.38Mi
Videoed & Inspected	.64Mi

Water Division OCTOBER 2019	
Valve Turnings	38
Meter Readings	4,326
Meters Repaired	38
Meter Replaced	15
Door Hangers Distributed	313
Responded to Dig Alerts	78



City Manager's Office – Economic Development

- Dollar Tree clearing site and performing rough grading at Mtn. View Center
- State @ Ramona X – behind 7/11



City Manager's Office – Economic Development



- Wienerschnitzel Drive Thru, Parking Lot, & Flat Work ... mmm Chili Dogs soon ... #nomnom

City Manager's Office – Economic Development



- Roof going on Bank of Hemet & New Eatery

City Manager's Office – Economic Development

- Tara Magner & Rene Yarnell passed Certification Course w/CALED.
- 4 Day Graduate Level ED Certification Program



City Manager's Office – Economic Development

- Tara Wagner
Appointed to a Board
Position of the
Municipal
Management
Association of
Southern California!
#ReppingSJ

