



City of San Jacinto

Community Development Update – March 2019

May 7, 2019

Department Overview

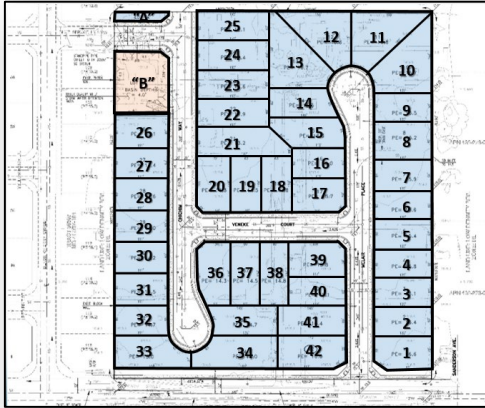
	January 2019	February 2019	March 2019	YTD	2018 Totals
Phone Calls	1,107	914	1,112	3,133	15,897
Counter Visits	593	506	646	1,745	7,197
Total Customer Contacts	1,700	1,420	1,758	4,878	23,094



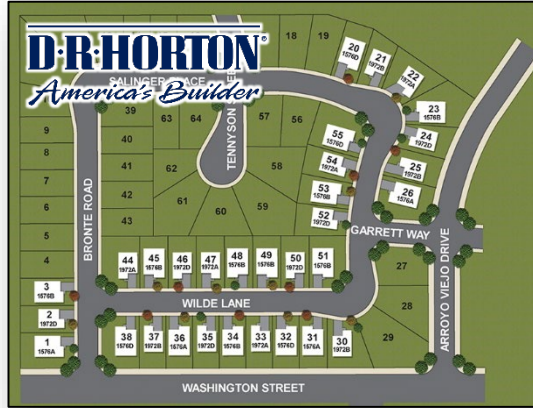
Planning Division

	March 2019	YTD	2018 Totals
Entitlements Submitted	4	9	51
Projects Approved	5	14	72
Over the Counter (Temporary Use Permit, Special Event Permit, Home Occupation Permit)	6	25	75

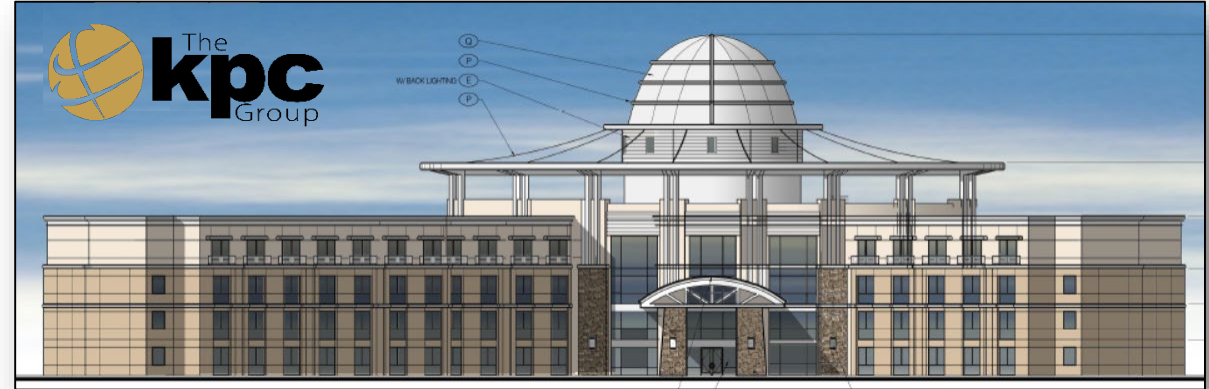
Approved Projects



Tract Map 37495



Palmilla



Main and Ramona



Cottonwood and Sanderson



Cottonwood and State



Palmilla Opening – DR Horton

D·R·HORTON
America's Builder



Building & Safety Division

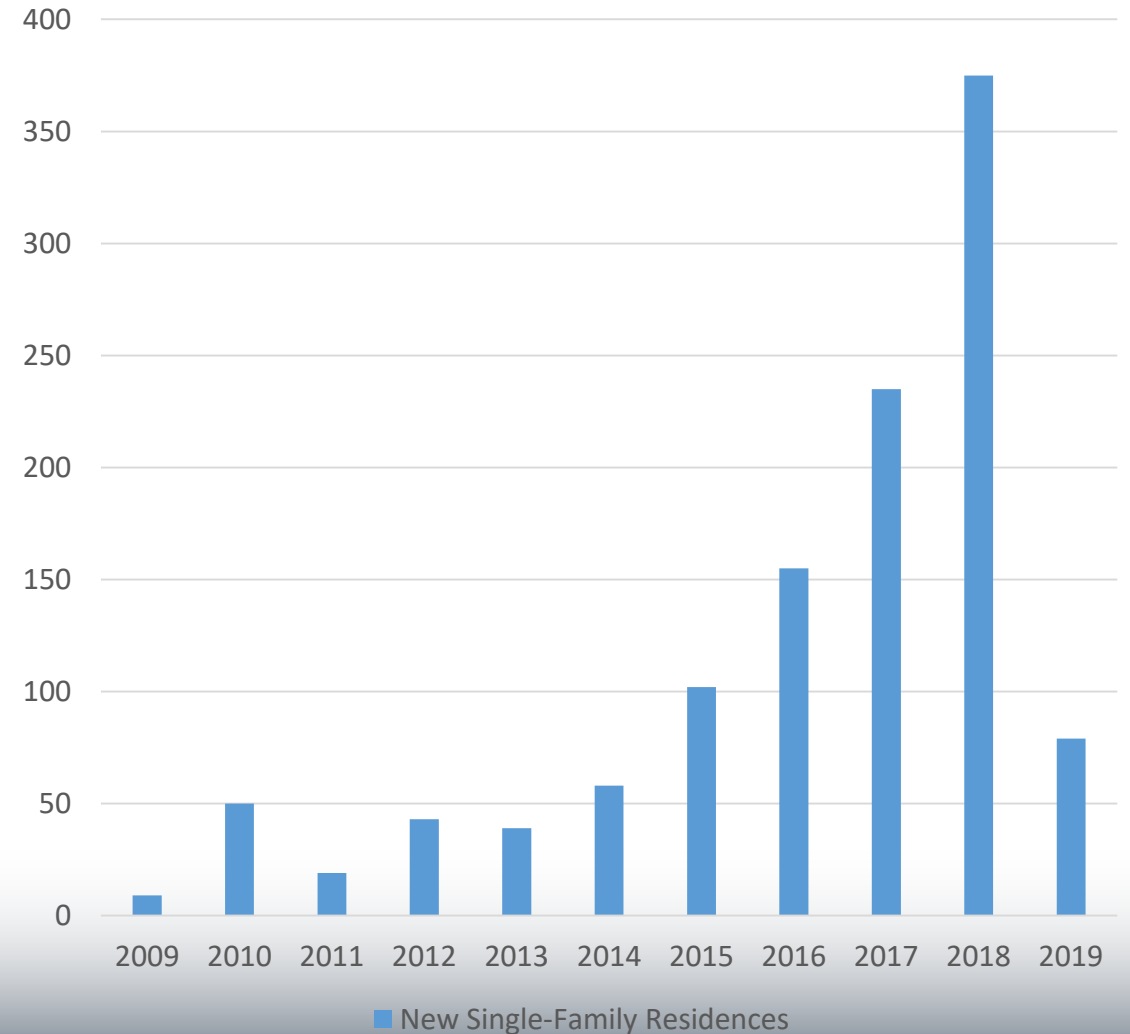
	March 2019	YTD	2018 Totals
Building Inspections	375	1,028	4,356
Permits Issued	84	248	930
Permits Applied For	103	313	1,255
Private Investment	\$1.574M	\$7.644M	\$64.255M



Building & Safety Division

New Single-Family Residences	
2010	50
2011	19
2012	43
2013	39
2014	58
2015	102
2016	155
2017	235
2018	375
2019	79

New Single-Family Residences




*As of April 30, 2019

Response to Illegal Electrical Connection



Response to Residential Fire



Code Enforcement Division

	February 2019	Monthly Avg	YTD	2018 YTD
Notice of Violations Issued	523	661	1,322	7,081
Citations Issued	118	139	278	994
Proactive Activities	649	835	1,670	8,613
New Inspections	92	137	274	1,618
Re-check Inspections	680	708.5	1,417	7,078
Cases Closed	457	428.5	857	4,452



Weed Abatement



Overgrown Weeds & Tree Removal



Front Yard Maintenance



Property Maintenance & Inoperative Vehicle Removal



DWPPW - Streets Division

2018	Tons	Mo. Avg	2019	Tons	Mo. Avg.
			April	10	8.725
			March	9.3	8.3
			February	9.6	7.8
			January	6	6
Dec	10				
Oct	10				
Sep	5				
Aug	10				
Total	35	8.75	Totals	34.9	8.725



DWPPW - Streets Division

Replaced Faded Stop signs in the Creekside Tract



DWPPW - Streets Division

Reinstalled Lane markers in front of the DeAnza Elementary School



DWPPW - Storm Water

Clearing the Sanderson Avenue Channel



DWPPW - Parks Division

Estudillo Mansion & Veteran's | Druding Park received new decorative mulch



DWPPW - Parks Division

Graffiti removal

2018	Locations	2019	Locations
December	73	April	46
November	67	March	83
October	32	February	58
September	63	January	71
Total	235	Total	258



DWPPW – Water & Waste Water

Water Division – April 2019

Meters Replaced	20
Meter Readings	4284
Meters Repaired	47
Door Hangers Distributed	283
Valve Turnings	15
Responded to Dig Alerts	102

Waste Water – April 2019

Miles of Sewer Lines Cleaned	11.16
Miles Sewer Lines Videoed & Inspected	1.24

April 2019 Median Home Price

City	2018	2019	%
Temecula	\$460k	\$485k	5
Murrieta	\$430k	\$455k	5
Menifee	\$352k	\$369k	5
Lake Elsinore	\$371k	\$385k	4
Wildomar	\$407k	\$412.5k	1
Canyon Lake	\$517.5k	\$425k	-18
Hemet	\$260k	\$263.5k	1
San Jacinto	\$286k	\$305k	6
Perris	\$308k	\$312k	1

